

Inductive Transducer

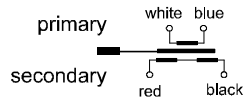
Differential transformer type - Compact design

DL

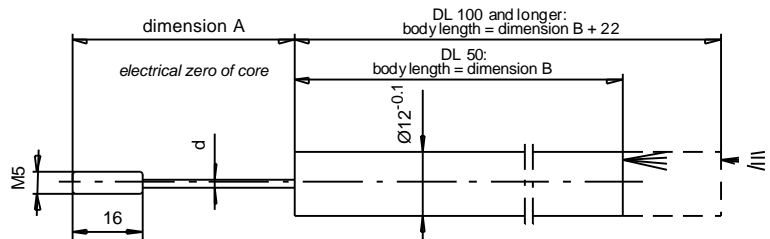
MESSOTRON

braided wire interface

Teflon® braided wire 250 mm long
core channel continuous

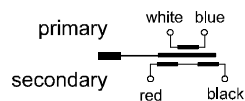


Example: DL 100 0,5%



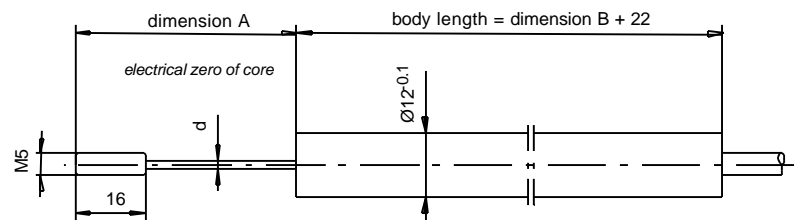
axial wire interface

PE-cable 2,5 m long; optional:
oil- and temperature resistant teflon-cable



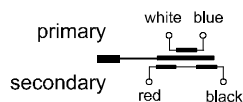
core channel not- continuous

Example: DL 100 K 0,25%



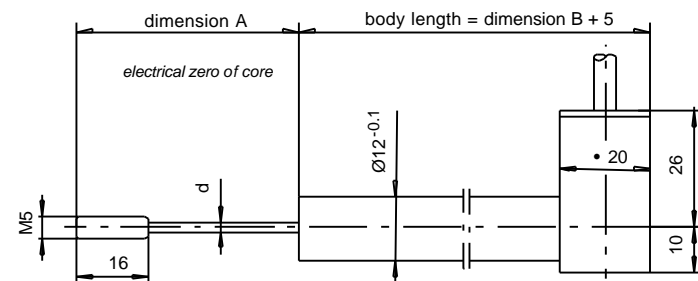
radial wire interface

PE-cable 2,5 m long; optional:
oil and temperature resistant teflon-cable



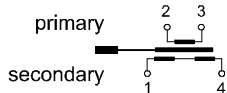
core channel continuous

Example: DL 100 Q 0,5%



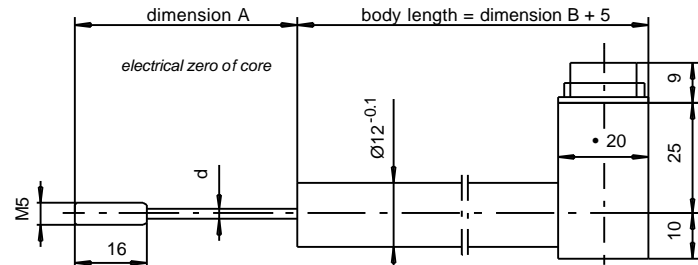
radial connector interface

mating connector provided



core channel continuous

Example: DL 100 R 0,25%



		DL 50	DL 100	DL 150	DL 200	DL 250	DL 300	DL 400
Nominal stroke	mm	±25	±50	±75	±100	±125	±150	±200
Maximum stroke	mm	55	105	160	210	260	320	420
zero (dimension A)	mm	55	80	105	130	155	180	230
Mounting length B	mm	120	160	240	320	400	480	620
Diameter d	mm	2	3	3	3	3	3	3
Transducer weight	g	110	130	180	220	260	300	380
Core weight	g	9	16	20	25	28	30	35
Excitation frequency *)		5 kHz option: 10 kHz						
Output signal (approx.)	mV/V	170	160	170	180	190	200	240
Excitation voltage		1 ... 5 Veff						
Recommended amplifier		MBI 46.31						
Linearity *)		±0.5% F.S.O. option: ±0.25%						
Temperature coefficient of zero		±0.04% / 10K						
Temperature coefficient of span		±0.1% / 10K						
Operating temperature *)		-40°C ... +80°C, option: up to 120°C						
Protection class (DIN 40050)		IP 64						

*) select option when ordering

MESSOTRON
Hennig GmbH & Co. KG
Industrie-Messtechnik
Friedr.-Ebert-Str. 37, Tel.: (06257)82331
D-64342 Seeheim-Jugenheim

DL Series
50 ... 400 mm

Drawing
27.28.00

Date 08/03

Design of transducers can be customised

subject to change without prior notice
12/03