

Inductive Transducer

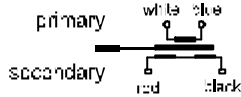
Differential transformer type - Compact design

DU

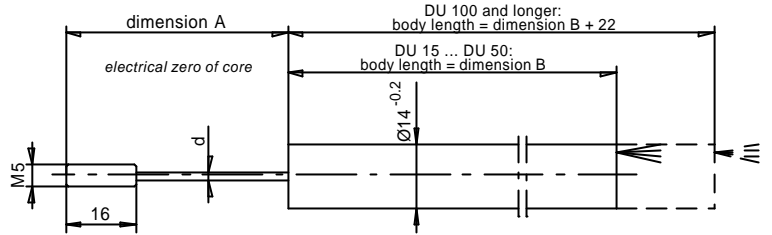
MESSOTRON

braided wire interface

Teflon® braided wire 250 mm long
core channel continuous

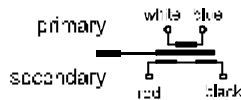


Example: DU 100 0,5%



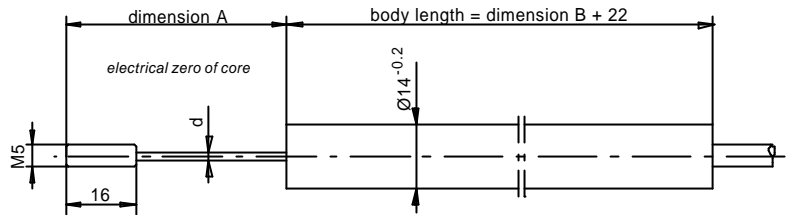
axial wire interface

PE-cable 2,5 m long; optional:
oil- and temperature resistant teflon-cable



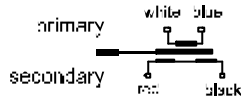
core channel not- continuous

Example: DU 100 K 0,25%



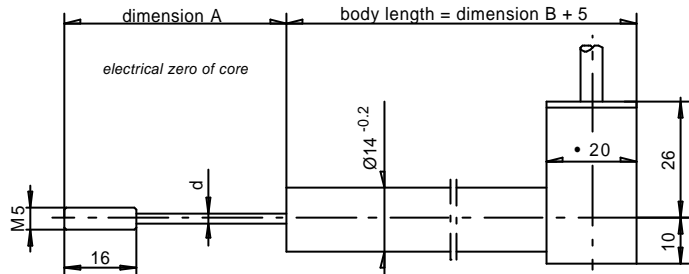
radial wire interface

PE-cable 2,5 m long; optional:
oil and temperature resistant teflon-cable



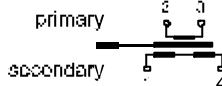
core channel continuous

Example: DU 100 Q 0,5%



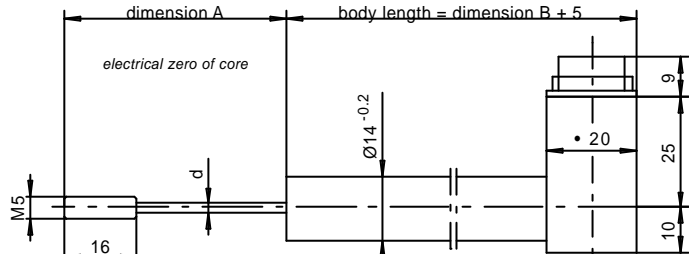
radial connector interface

mating connector provided



core channel continuous

Example: DU 100 R 0,25%



		DU 15	DU 25	DU 40	DU 50	DU 100	DU 150	DU 200
Nominal stroke	mm	±7.5	±12.5	±20	±25	±50	±75	±100
Maximum stroke	mm	18	28	42	55	105	160	210
zero (dimension A)	mm	40	40	50	55	80	105	130
Mounting length B	mm	70	80	100	120	160	240	320
Diameter d	mm	2	2	2	2	3	3	3
Transducer weight	g	80	90	100	110	130	180	220
Core weight	g	7	7	8	9	16	20	25
Excitation frequency *)	5 kHz option: 10 kHz							
Output signal (5 kHz) (approx.)	mV/V	180	100	80	110	140	125	130
Output signal (10 kHz) (approx.)	mV/V	180	100	100	100	135	140	140
Excitation voltage	1 ... 5 Veff							
Recommended amplifier	MBI 46.31							
Linearity *)	±0.5% F.S.O. option: ±0.25%							
Temperature coefficient of zero	±0.04% / 10K							
Temperature coefficient of span	±0.1% / 10K							
Operating temperature *)	-40°C ... +80°C, option: up to 120°C							
Protection class (DIN 40050)	IP 64							

*) select option when ordering

MESSOTRON
Hennig GmbH & Co. KG
Industrie-Messtechnik
Friedr.-Evert-Str. 37, Tel.: (06257) 82331
D-64342 Sochheim/Jungenheim

DU Series
15 ... 1000 mm

Drawing
27.25.13
Page 1

Date 02/07
previous issues: 27.25.11/12

Inductive Transducer

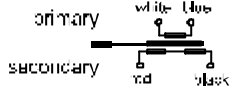
Differential transformer type - Compact design

DU

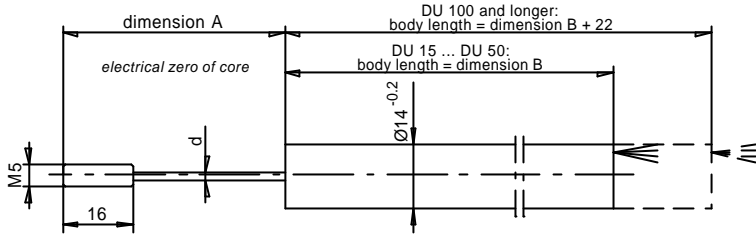
MESSOTRON

braided wire interface

Teflon® braided wire 250 mm long
core channel continuous

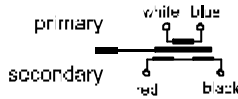


Example: DU 500 0,5%

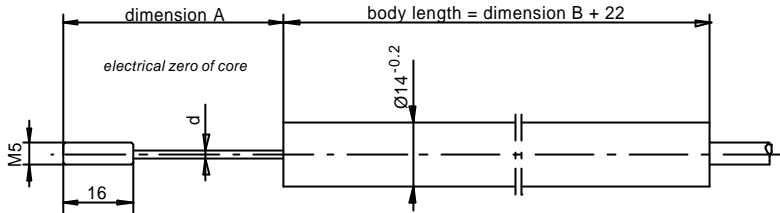


axial wire interface

PE-cable 2,5 m long; optional:
oil- and temperature resistant teflon-cable
core channel non- continuous

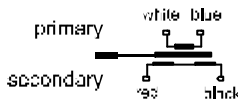


Example: DU 500 K 0,25%



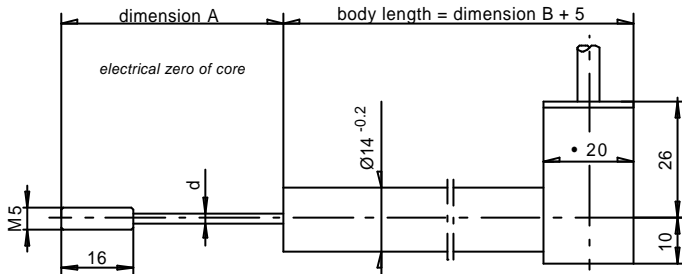
radial wire interface

PE-cable 2,5 m long; optional:
oil and temperature resistant teflon-cable



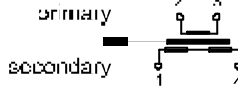
core channel continuous

Example: DU 500 Q 0,5%

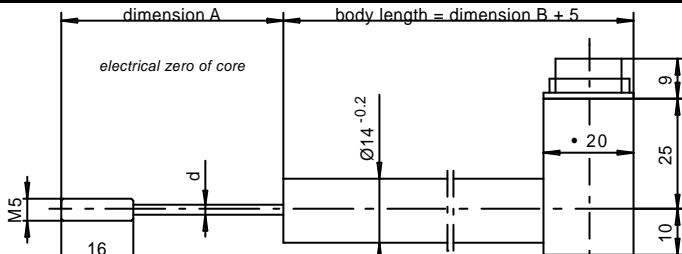


radial connector interface

mating connector provided
core channel continuous



Example: DU 500 R 0,25%



		DU 250	DU 300	DU 400	DU 500	DU 600	DU 800	DU 1000
Electrical stroke	mm	±125	±150	±200	±250	±300	±400	±500
Maximum mechanical stroke	mm	260	320	420	520	630	830	1030
Zero position (dimension A)	mm	155	180	230	280	340	440	540
Mounting length B	mm	400	480	620	750	880	1140	1420
Diameter d	mm	3	3	3	3	3	3	3
Transducer weight	g	260	300	380	450	520	650	800
Core weight	g	28	30	35	40	50	65	80
Excitation frequency *)		5 kHz option: 10 kHz			5kHz			
Output signal (5 kHz) (approx.)	mV/V	135	140	150	160	175	175	175
Output signal (10 kHz) (approx.)	mV/V	160	210	210	250	---	---	---
Excitation voltage		1 ... 5 V eff						
Recommended amplifier		MBI 46.31			MBI 46.31/MBI 50.33			
Linearity *)		±0.5% F.S.O. option: ±0.25%						
Temperature coefficient of zero		±0.04% / 10K						
Temperature coefficient of span		±0.1% / 10K						
Operating temperature *)		-40°C ... +80°C, option: up to 120°C						
Protection class (DIN 40050)		IP 64						

*) select option when ordering

MESSOTRON
Hennig GmbH & Co. KG
Industrie-Messtechnik
Friedr.-Evert-Str. 37, Tel.: (06257) 82331
D-64342 Sochheim-Jugenheim

DU Series
15 ... 1000 mm

Drawing
27.25.13
Page 2

Date 02/07
previous issues: 27.25.11/12

Design of transducers can be customised

subject to change without prior notice

02/07